

Dovetail Scope Mount

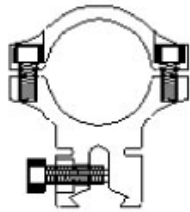
CAUTION: Be sure your gun is not loaded and the gun safety is in the lock position before installing scope mount. Remember to practice safe handling procedures at all times.

INSTALLATION INSTRUCTIONS:

- 1 Slide mount over dovetail of firearm or adaptor plate. Secure mount by tightening the clamp screws. Note: If you have a drop-compensated mount, the dot(s) on the bottom of the mount indicate the muzzle end (toward the target).
- 2 If mount slot is not wide enough to fit over dovetail of the gun, widen the slot by removing the clamp screws and placing them into the spreader holes. Hand tighten the screws until they touch the inside wall. Then, with the hex wrench, turn the screws in increments of 1/4 turns until the slot widens to slide over the gun dovetail. Remove screws and place them back into the clamping position.



Made in USA



Dovetail Scope Mount

This is a product of BKL Technologies, part of Auto-Numatic Corp.
For customer assistance please call toll free 1-877-255-2001.

Dovetail Scope Mount

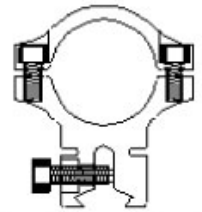
CAUTION: Be sure your gun is not loaded and the gun safety is in the lock position before installing scope mount. Remember to practice safe handling procedures at all times.

INSTALLATION INSTRUCTIONS:

- 1 Slide mount over dovetail of firearm or adaptor plate. Secure mount by tightening the clamp screws. Note: If you have a drop-compensated mount, the dot(s) on the bottom of the mount indicate the muzzle end (toward the target).
- 2 If mount slot is not wide enough to fit over dovetail of the gun, widen the slot by removing the clamp screws and placing them into the spreader holes. Hand tighten the screws until they touch the inside wall. Then, with the hex wrench, turn the screws in increments of 1/4 turns until the slot widens to slide over the gun dovetail. Remove screws and place them back into the clamping position.



Made in USA



Dovetail Scope Mount

This is a product of BKL Technologies, part of Auto-Numatic Corp.
For customer assistance please call toll free 1-877-255-2001.

Dovetail Scope Mount

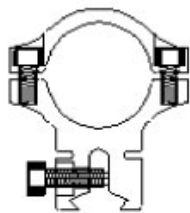
CAUTION: Be sure your gun is not loaded and the gun safety is in the lock position before installing scope mount. Remember to practice safe handling procedures at all times.

INSTALLATION INSTRUCTIONS:

- 1 Slide mount over dovetail of firearm or adaptor plate. Secure mount by tightening the clamp screws. Note: If you have a drop-compensated mount, the dot(s) on the bottom of the mount indicate the muzzle end (toward the target).
- 2 If mount slot is not wide enough to fit over dovetail of the gun, widen the slot by removing the clamp screws and placing them into the spreader holes. Hand tighten the screws until they touch the inside wall. Then, with the hex wrench, turn the screws in increments of 1/4 turns until the slot widens to slide over the gun dovetail. Remove screws and place them back into the clamping position.



Made in USA



Dovetail Scope Mount

This is a product of BKL Technologies, part of Auto-Numatic Corp.
For customer assistance please call toll free 1-877-255-2001.

Dovetail Scope Mount

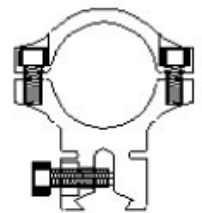
CAUTION: Be sure your gun is not loaded and the gun safety is in the lock position before installing scope mount. Remember to practice safe handling procedures at all times.

INSTALLATION INSTRUCTIONS:

- 1 Slide mount over dovetail of firearm or adaptor plate. Secure mount by tightening the clamp screws. Note: If you have a drop-compensated mount, the dot(s) on the bottom of the mount indicate the muzzle end (toward the target).
- 2 If mount slot is not wide enough to fit over dovetail of the gun, widen the slot by removing the clamp screws and placing them into the spreader holes. Hand tighten the screws until they touch the inside wall. Then, with the hex wrench, turn the screws in increments of 1/4 turns until the slot widens to slide over the gun dovetail. Remove screws and place them back into the clamping position.



Made in USA



Dovetail Scope Mount

This is a product of BKL Technologies, part of Auto-Numatic Corp.
For customer assistance please call toll free 1-877-255-2001.